

-6 AN Fitting Kit, Power Steering Rack (ST-73)

Steering Rack Fitting Installation




Read all instructions before beginning work. Following instructions in the proper sequence will ensure the best and easiest installation.

Preparation

1. Disconnect the OEM high pressure inlet and low pressure return power steering hoses from the power steering rack.
2. Carefully clean out the threads in the power steering rack. The threads must be clean and oil-free before installing the new fittings. Be careful to keep debris from falling into the power steering rack and contaminating the system. Damage to your pump may result.

3. Install the larger of the two PTFE O-rings over the rack side (the end that threads into the steering rack) of the supplied Black adapter fitting. It is necessary to carefully stretch the PTFE O-ring somewhat and rotate it down the threads until it seats up against the shoulder of the fitting.

NOTE: The O-rings are hard to stretch. Soak them in hot water immediately before installation. This will soften them and make them more compliant.




4. Lightly coat the threads of the fitting with the supplied hydraulic sealant. To prevent the sealant from getting into the fluid system, DO NOT coat the leading thread on the fitting.


5. Install the Black fitting into the top outlet port of the steering rack. Torque it to 22 ft-lb.



6. Repeat Steps 3-4 with the smaller PTFE O-ring for the Yellow adapter fitting.



7. Install the Yellow fitting into the bottom inlet port of the steering rack. Torque it to 22 ft-lb.



8. The power steering rack is now ready to accept -6 AN power steering hoses for your particular installation.

9. Always use a backup wrench on the -6 AN adapter fittings when tightening or loosening the power steering hoses. If the -6 AN adapter fittings are allowed to move, it will disrupt the hydraulic thread sealant, rendering it ineffective.

NOTE: The PTFE O-rings should be usable several times before replacement is required. If the -6 AN adapters are removed from the rack, carefully inspect the PTFE O-rings and replace if necessary.

This Kit Includes the Following:

- 1 Black -6 AN Adapter Fitting
- 1 Yellow -6 AN Adapter Fitting
- 1 PTFE O-ring, Small ID
- 1 PTFE O-ring, Large ID
- 1 Small Tube of Hydraulic Thread Sealant